

SMIC Q3 2025

Financial Presentation

November 2025

Forward-Looking Statements

This presentation may contain, in addition to historical information, forward-looking statements. These forward-looking statements are based on SMIC's current assumptions, expectations, beliefs, plans, objectives, and projections about future events or performance. SMIC uses words including but not limited to

and other similar expressions to identify forward looking statements. These forward-looking statements are estimates made by SMIC's senior management based on their best judgment and involve significant risks, both known and unknown, uncertainties and other factors that may cause SMIC's actual performance, financial condition or results of operations to be materially different from those suggested by the forward-looking statements including, among others, risks associated with cyclicalities and market conditions in the semiconductor industry, intense competition in the semiconductor industry, timely wafer acceptance by SMIC's customers, timely introduction of new technologies, SMIC's ability to ramp new products into volume, supply and demand for semiconductor foundry services, shortages in equipment, parts, raw materials, software and service supports, orders or judgments from pending litigation, common intellectual property litigation in the semiconductor industry, macro-economic conditions, fluctuations in currency exchange rates and the risk of geopolitics.

3Q25 Financial Highlights (unaudited)

- **Revenue was \$2,382 million**

 - Up 7.8% QoQ from \$2,209 million in 2Q25

 - Up 9.7% YoY from \$2,171 million in 3Q24

Income Statement

- **Research and development expenses** increased to \$203.1 million in 3Q25 from \$181.9 million in 2Q25. The change was mainly due to the higher level of R&D activities in 3Q25.
- **General and administrative expenses** decreased to \$42.3 million in 3Q25 from \$188.9 million in 2Q25. The change was mainly due to the decrease of start-up costs in 3

Capital Structure

(US\$ thousands)	As of	
	Sep 30, 2025	Jun 30, 2025
Cash and cash equivalents	3,481,713	5,082,675
Restricted cash	-	379,078
Financial assets at fair value through profit or loss - current ⁽¹⁾	381,981	106,115
Financial assets at amortised cost ⁽²⁾	7,521,544	7,486,436
Total cash on hand	11,385,238	13,054,304
Borrowings - current	3,595,623	3,100,702
Borrowings - non-current	7,912,678	8,828,546
Lease liabilities	11,867	14,689
Total debt	11,520,168	11,943,937
Net debt ⁽³⁾	134,930	(1,110,367)
Equity	33,076,364	32,741,774
Debt to equity ratio ⁽⁴⁾	34.8%	36.5%
Net debt to equity ratio ⁽⁵⁾	0.4%	-3.4%

(1) Mainly contain structural deposits and monetary funds.

(2) Mainly contain bank deposits over 3 months.

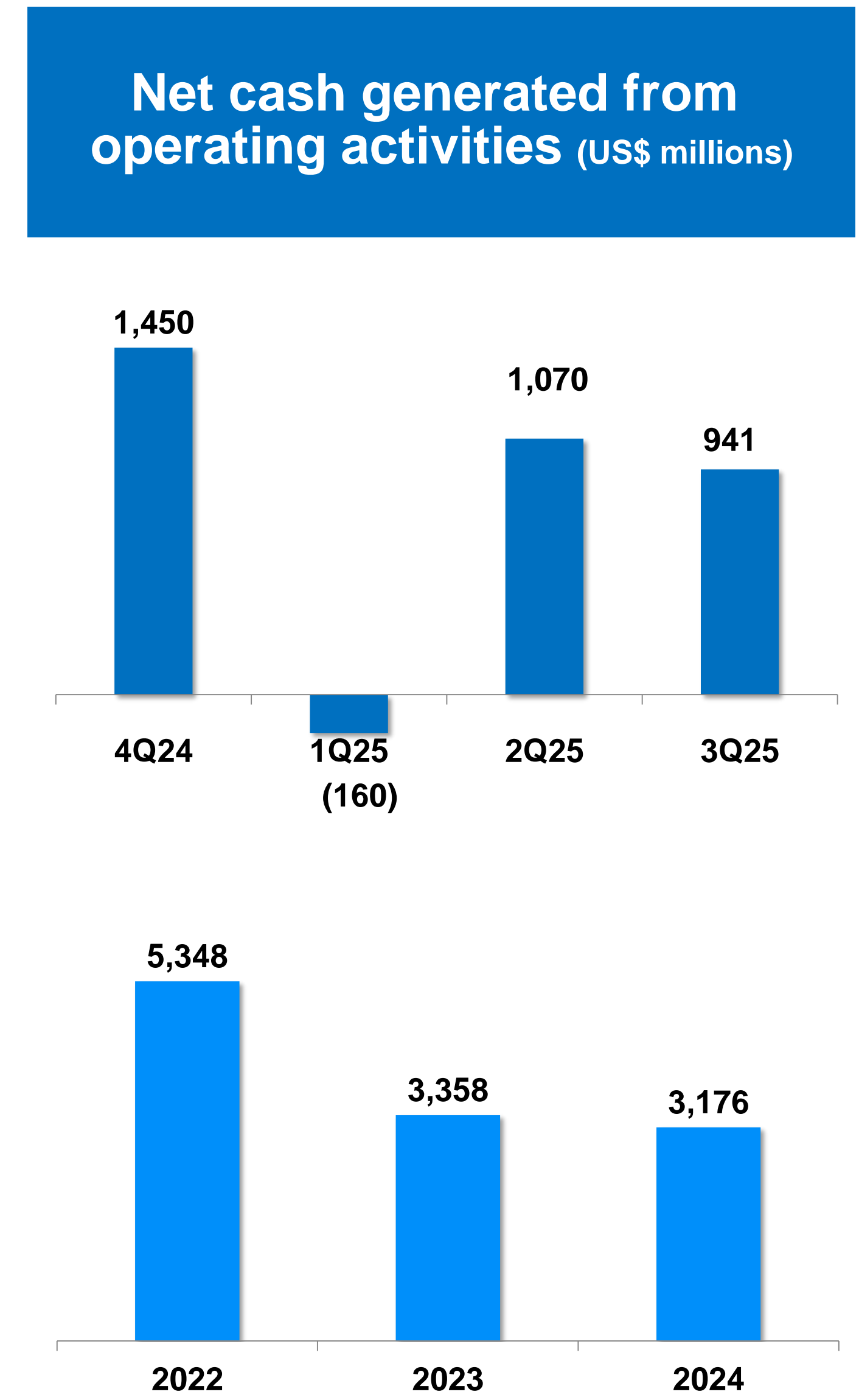
(3) Total debt minus total cash on hand.

(4) Total debt divided by equity.

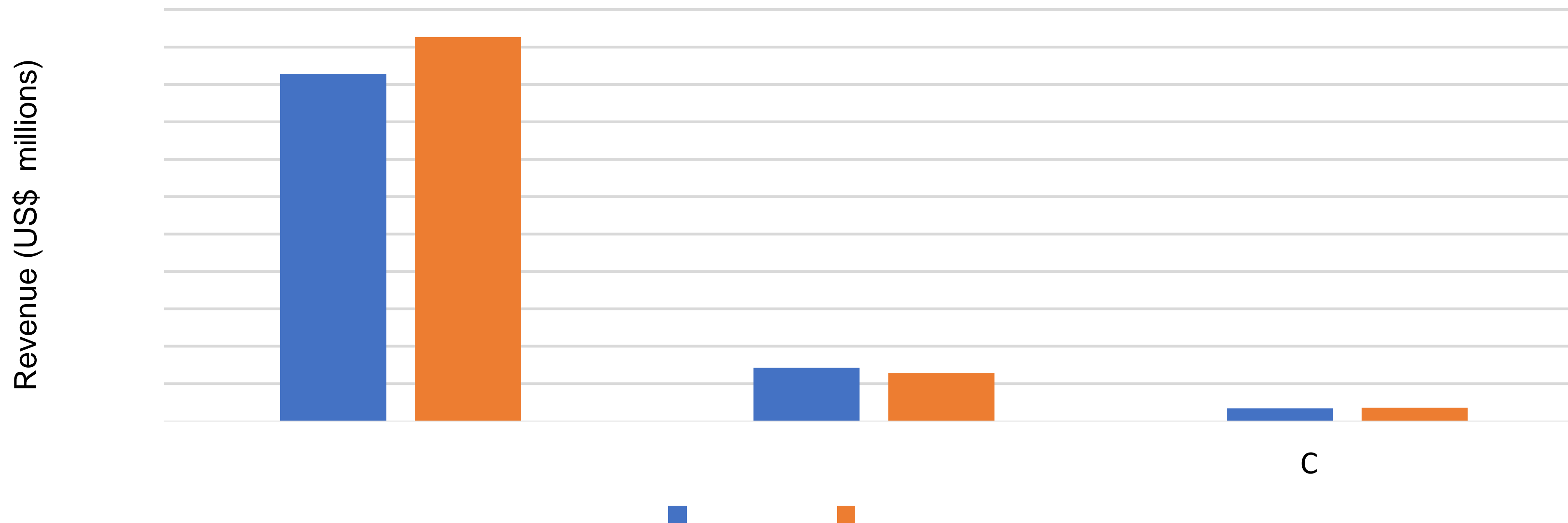
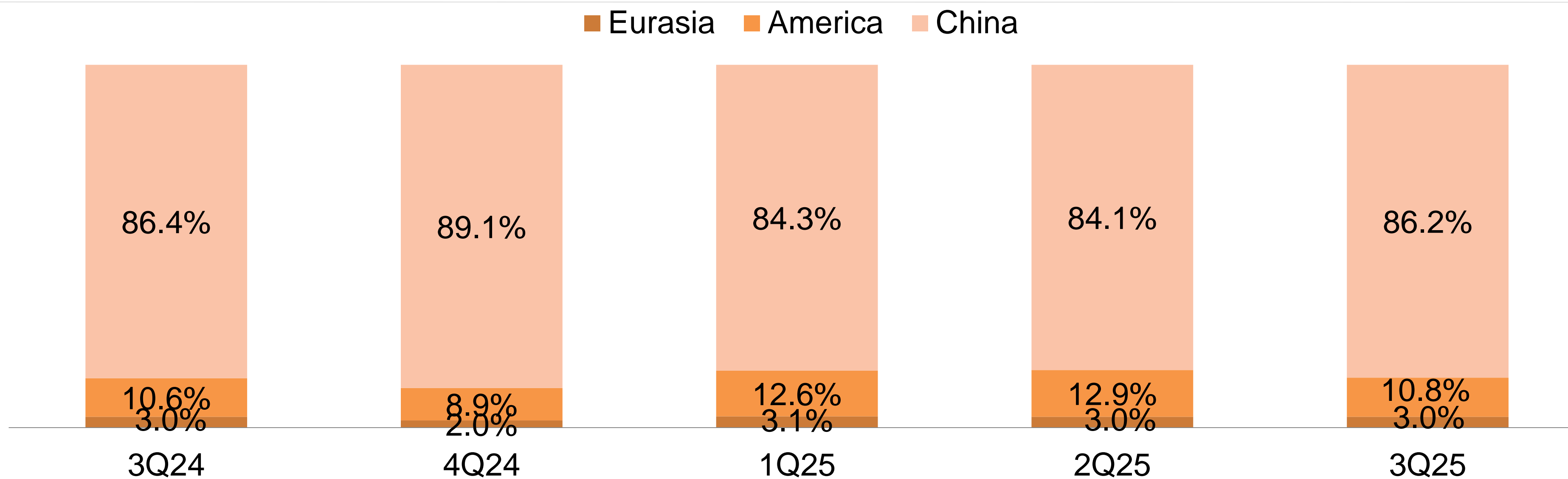
(5) Net debt divided by equity.

Cash Flow

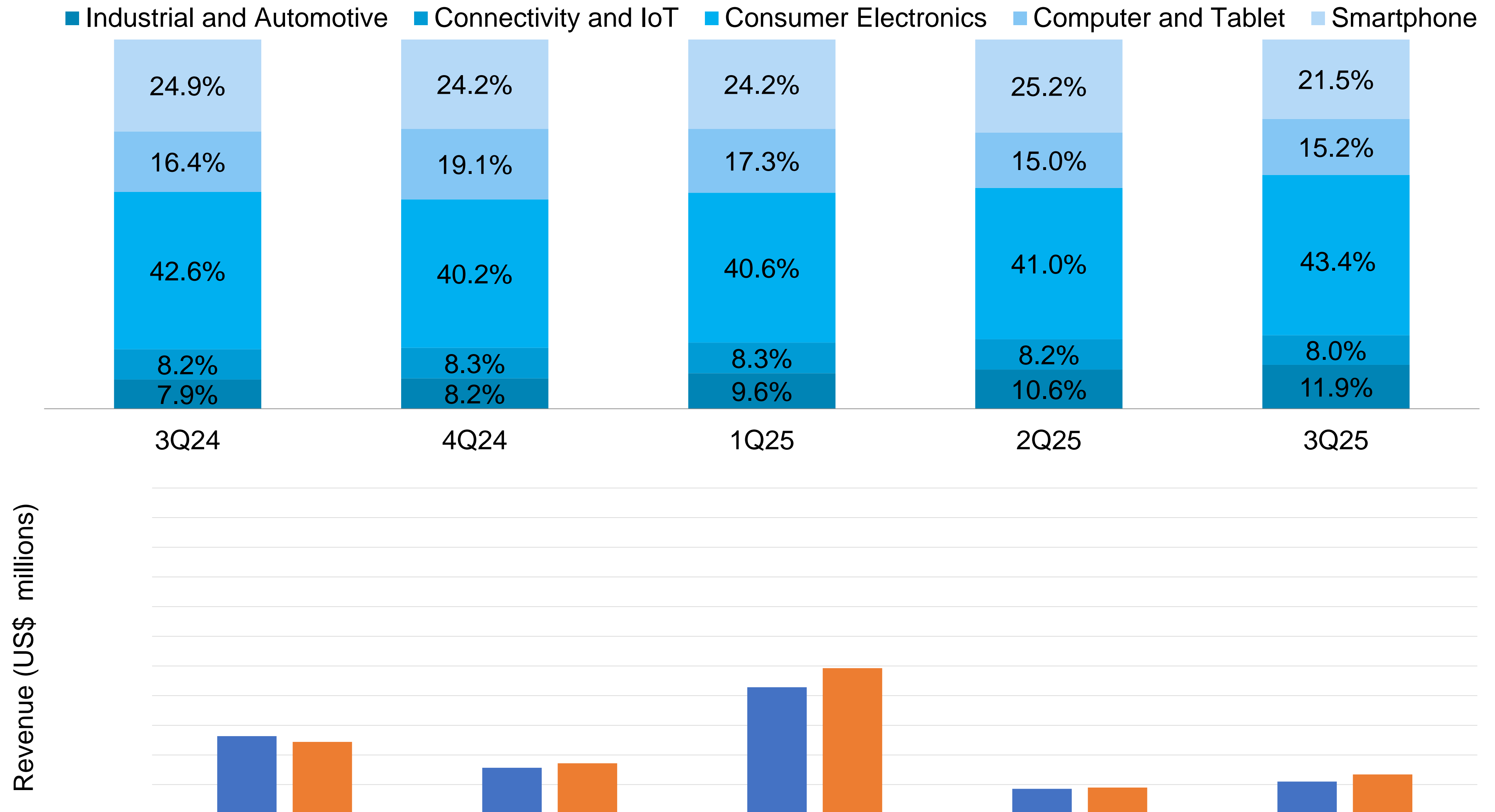
(US\$ thousands)	For the three months ended	
	Sep 30, 2025	Jun 30, 2025
Cash and cash equivalents, beginning of the period	5,082,675	4,587,349
Net cash generated from operating activities	941,112	1,069,672
Net cash used in investing activities	(2,062,136)	(1,559,603)
Net cash (used in)/generated from financing activities	(489,594)	958,185
Net (decrease)/increase in cash and cash equivalents	(1,600,962)	495,326
Cash and cash equivalents, end of the period	3,481,713	5,082,675



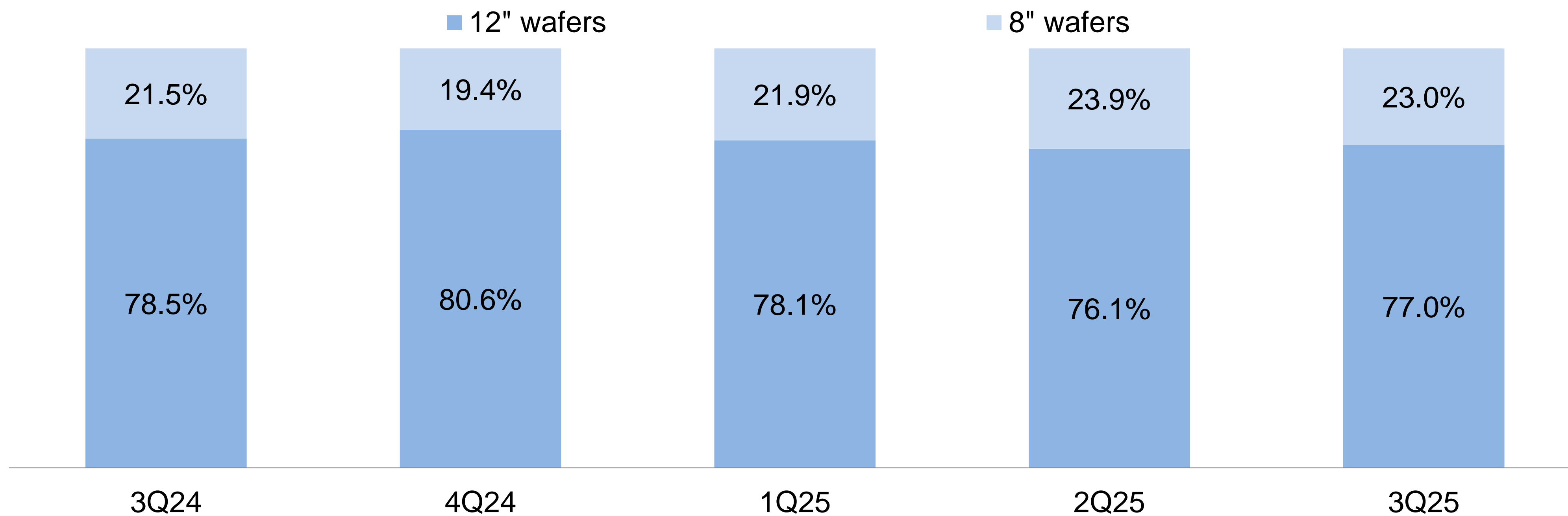
Total Revenue By Geography



Wafer Revenue By Application



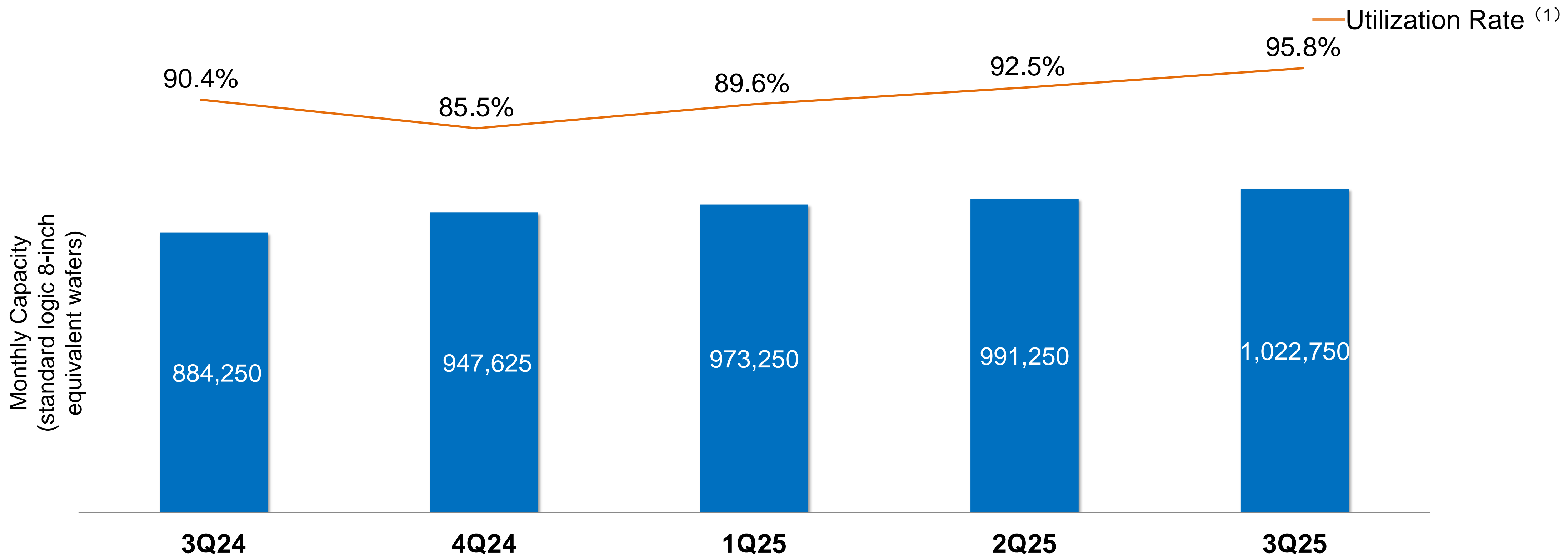
Wafer Revenue By Size



Revenue (US\$ millions)



Capacity, Utilization and Shipment



	3Q24	4Q24	1Q25	2Q25	3Q25
Wafer Shipments (standard logic 8-inch equivalent wafers)	2,122,266	1,991,761	2,292,153	2,390,236	2,499,465

(1) Utilization rate is reported based on total wafers out divided by estimated total quarterly capacity.

4Q 2025 Guidance

4Q 2025 Guidance	
Revenue	flat to +2% QoQ
Gross Margin	18% to 20%

Appendix

3Q 2025 Results and Guidance

	3Q 2025 Guidance	3Q 2025 Results
Revenue	+5% to +7% QoQ	7.8% QoQ
Gross Margin	18% to 20%	22.0%

Capital Expenditure & Depreciation and amortisation

Thank You!

Contact us: ir@smics.com